



NACI Care™

A Patient Navigation Data Entry, Tracking, and Evaluation Program

NACI Care™ makes data collection, tracking and evaluation easy and efficient for all your navigated patients

To learn more:

<https://www.NatAmCancer.org/NACI-Care>



What Patient Navigators Say:

- *“All your navigation data in one place”*
- *“Effortlessly run reports with existing templates or create your own custom report”*
- *“Easily evaluate individual or groups of patients, patient navigators and/or your entire navigation program”*
- *“Culturally applicable to all patient groups, including minority and underserved populations”*
- *“All of the right metrics to capture PN events”*
- *“Easily navigate your navigation data”*

NACI Care™

- Can be focused for navigation program: patient, disease type, cancer continuum phase, outreach and dissemination activities
- Manages patient care both in and outside of clinical settings
- Includes all nationally recommended navigation metrics
- Is portable; data entry at any time
- Filters data for customized for evaluation, research and benchmarking reports
- Can generate up-to-date patient summaries



NACI Care™ Screen Shots: General Overview



14:02 Thu Nov 9

Home

NACI Care™ A Data Entry, Tracking and Evaluation Tool

- Home
- User
- Search
- Reports
- About
- Print
- Logout
-
- Patient
- PN
- Adm
-
- Help
-
- Version 19.6

Patient

Patient Navigator

PN Administrator

Program Version 19.6

14:53 Thu Nov 9

New Interaction

Patient Sub-Sidebar

Home	Patient ID/Contact Info	Specific patient identifiers (medical record number, program ID, etc) and patient contact information
User	Emergency Contacts	Up to 3 emergency/alternative contacts for the patient
Search	Demographics	Date of birth, Gender, Sexual orientation, Race and Ethnicity, Language, Literacy and Learning, Education, Religion, Employment, Volunteer, Health insurance, Medical care, Household, Dependent children/elders
Reports	General Health Behaviors	Nutrition/Diet, Physical activity, Tobacco, Alcohol, Substance use, Environmental Contaminants, Sun Protection
About	Current Health Status	Medical conditions (cancer, infection, psychiatric, etc.), surgeries, hospital admissions, ER visits, medications, screening and diagnostic tests
Print	Health History	Medical conditions (cancer, infection, psychiatric, etc.), surgeries, hospital admissions, ER visits, family cancer history
Logout	Barriers & Solutions	Barriers: practical, financial, emotional, physical, spiritual, cultural; Solutions: referrals, appointments, resources
---	Referrals & Appointments	Counseling, complementary, therapy, diagnosis, follow-up, screening and diagnostic testing
Patient	Education	Assessment, format, topics
PN	Surveys	QoL, BRFS, stress, distress, patient/program satisfaction, patient goals, alcohol, self-efficacy)
Adm	Patient Program Status	Tracking the status of the patient within the program (open, closed, suspended, deceased)
---	Interaction Summary	Summary of the current patient interaction

- Home
- User
- Search
- Reports
- About
- Print
- Logout
-
- Patient
- PN
- Adm
-
- Help
-
- Version 19.6

14:05 Thu Nov 9

ADM Sub-Sidebar

Patient Navigator Home

PN ID: 3 PN Name: NancyVernon
Today's Date: Nov 09, 2023

- Home
- User
- Search
- Reports
- About
- Print
- Logout
-
- Patient
- PN
- Adm
-
- Help
-
- Version 19.6

PN Info	Contact info, demographics, worksite information, education & PN training (including continuing education), competencies, certificates
Outreach	Documentation of events where cancer information was presented: includes type of event / activity (cancer walk, education, oral presentation, etc.)
Screening Logistics	Screening Logistics
Dissemination	Media (print, internet, press conference, radio/tv interview), logistics, evaluation method and results
Comprehensive PN Summary	Detailed summary of PN Characteristics, Outreach, and Dissemination

14:54 Thu Nov 9

Patient Sub-Sidebar

ADM Sub-Sidebar

Home	Admin Info	Admin's Basic and Demographic Information
User	System Preferences	Use Imperial or Metric for measurements; link to EHR
Search	User Approval	Form to approve PN and Staff access to NACI Care
Reports	Checklist for PN / User access	Identifies program content and options Administrator wants removed.
About	Default Report Templates	Clarifies filters, includes sidebar/buttons to access default report templates for evaluating PNs and the navigation program (components and total program)
Print	Filters for Customization of Reports	Customization options for reports for individual or group of PNs and program evaluation items; reports available only to Administrator
Logout	Return on Investment	Revenue Generating Organizations and Referrals
---	Summary of PN options blocked	Shows selected checklist in report

- Home
- User
- Search
- Reports
- About
- Print
- Logout
-
- Patient
- PN
- Adm
-
- Help
-
- Version 19.6

14:04 Thu Nov 9

ADM Sub-Sidebar

Checklist for PN / User access

Home	Admin Info	Demographics
User	System Preferences	General Health Behaviors
Search	User Approval(s)	Current Health Status
Reports	Checklist for PN / User access	Health History
About	Default Report Templates	Barrier(s) & Solution(s)
Print	Filters for Customization of Reports	Referrals / Appointments
Logout	Return on Investment	Education
---	Summary of PN options blocked	Surveys & Data Collection
Patient		Reset to defaults

- Home
- User
- Search
- Reports
- About
- Print
- Logout
-
- Patient
- PN
- Adm
-
- Help
-
- Version 19.6



NACI Care™

A Patient Navigation Data Entry, Tracking, and Evaluation Program

NACI Care™ makes data collection, tracking and evaluation easy and efficient for all your navigated patients

To learn more:

<https://www.NatAmCancer.org/NACI-Care>



What Administrators / IT Say:

- Comprehensive and easy to use; simplifies data documentation and record keeping
- Data can be downloaded into Excel or Csv
- Program is very stable; rarely freezes or crashes
- Includes support services and “add ons” such as questionnaires, surveys, and program metrics
- Can link with EHRs
- Two levels of service (Basic and Premium price plans)

NACI Care™

- Can be focused for navigation program: patient, disease type, cancer continuum phase, outreach and dissemination activities
- Manages patient care both in and outside of clinical settings
- Includes all nationally recommended navigation metrics
- Is portable; data entry at any time
- Filters data for customized for evaluation, research and benchmarking reports
- Can generate up-to-date patient summaries



NACI Care™ Screen Shots: Patient Navigator Admin / IT



15:34 Thu Nov 9

< Admin Info

Demographics

- Home Admin Info
- User System Preferences
- Search User Approval(s)
- Reports Checklist for PN / User access
- About Default Report Templates
- Print Filters for Customization of Reports
- Logout Return on Investment
- PN Summary of PN options blocked
- Adm
- Help

Version 19.6

Demographics filters:

- Date of Birth
- Gender
- Sexual Orientation
- Race & Ethnicity
- Religion
- Education

15:34 Thu Nov 9

< User Approval

PN List

Order By: First Name Last Name Start Date

Name	Email	Start Date	End Date	Edit
Andy Smith	asmith@naci.com	2016-11-01		Edit
Audrey Stead	astead@naci.com	2015-06-02		Edit
Barney Miller	bmiller@naci.com	2017-05-01	2019-06-30	Edit
Cindy Manson	cmanson@naci.com	2017-08-10		Edit
Clara Thomas	5555566666	2018-09-02		Edit
Everly Most	emost@naci.com	2019-07-09		Edit
Jackie Smith	jsmith@naci.com	2019-04-26	2020-05-29	Edit
Jessie Rogers	jrogers@naci.com	2019-03-25		Edit
Kerry Arman	karman@naci.com	2019-04-04		Edit
Linda Smith	lsmith44@naci.com	2018-06-01	2021-10-14	Edit
Marilyn Kanagi	mkanagi@naci.com	2016-09-07	2025-12-31	Edit
Michael Trong	mtrong@naci.com	2019-06-10	2023-05-31	Edit
Paula Esperanza	Esperanza@naci.c...	2018-07-22		Edit
Randy Strong	rstrong@naci.com	2019-11-10		Edit
Rodney Smith	Rodney@naci.com	2017-08-02		Edit

Version 19.6

15:34 Thu Nov 9

< User Approval

Additional ADM Filters and Reports

- Home Admin Info
- User System Preferences
- Search User Approval(s)
- Reports Checklist for PN / User access
- About Default Report Templates
- Print Filters for Customization of Reports
- Logout Return on Investment
- PN Summary of PN options blocked
- Adm
- Help

Version 19.6

Additional ADM Filters and Reports:

- Patient
- Patient Demographics
- Date
- Current Cancer Type
- Specific Barriers
- Specific Education Topics
- Specific Education Assessments
- Specific Referral
- Show only non-zero values

14:04 Thu Nov 9

< ADM Sub-Sidebar

Checklist for PN / User access

- Home Admin Info
- User System Preferences
- Search User Approval(s)
- Reports Checklist for PN / User access
- About Default Report Templates
- Print Filters for Customization of Reports
- Logout Return on Investment
- PN Summary of PN options blocked
- Adm
- Help

Version 19.6

Checklist for PN / User access:

- Demographics
- General Health Behaviors
- Current Health Status
- Health History
- Barrier(s) & Solution(s)
- Referrals / Appointments
- Education
- Surveys & Data Collection
- Reset to defaults

15:35 Thu Nov 9

< Additional ADM Filters and Reports

Checklist for PN / User access

Current Health Status

Exclude all

Health Issue	Include	Exclude
Health Issues: Medical	<input checked="" type="checkbox"/>	<input type="checkbox"/>
Health Issues: Surgery	<input checked="" type="checkbox"/>	<input type="checkbox"/>
Hospital Admissions	<input checked="" type="checkbox"/>	<input type="checkbox"/>
Emergency Visit	<input type="checkbox"/>	<input checked="" type="checkbox"/>
Screening, Diagnostic & Follow-up Tests	<input type="checkbox"/>	<input checked="" type="checkbox"/>
Medications / Vaccines / Products	<input type="checkbox"/>	<input checked="" type="checkbox"/>
Side Effects	<input checked="" type="checkbox"/>	<input type="checkbox"/>

Cancel Submit

Version 19.6



NACI Care™

A Patient Navigation Data Entry, Tracking, and Evaluation Program

NACI Care™ makes data collection, tracking and evaluation easy and efficient for all your navigated patients

To learn more:
<https://www.NatAmCancer.org/NACI-Care>



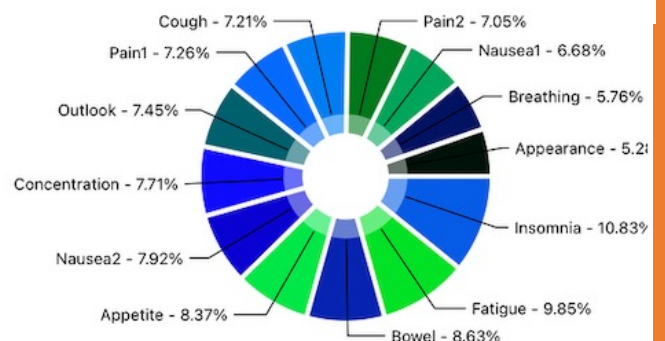
Patient Navigators can:

- Summarize details for each outreach and screening event / activity
- Track dissemination of cancer information
- Generate up-to-date patient summaries
- Create patient-PN interaction summaries documenting times for each task and specific tasks completed
- Easily track patients' upcoming appointments, status of previous appointments and all referrals
- Track all PN navigation education and training courses
- Identify workload schedule for upcoming week

NACI Care™

- Can be focused for navigation program: patient, disease type, cancer continuum phase, outreach and dissemination activities
- Manages patient care both in and outside of clinical settings
- Includes all nationally recommended navigation metrics
- Is portable; data entry at any time
- Filters data for customized for evaluation, research and benchmarking reports
- Can generate up-to-date patient summaries

Sample Report: Stress Distress Scale



NACI Care™ Screen Shots: Patient Navigator



14:05 Thu Nov 9 Patient Navigator Home Patient Home

NACI Care™ A Data Entry, Tracking and Evaluation Tool

Home User Search Reports About Print Logout --- Patient PN Adm --- Help --- Version 19.6

New Patient Existing Patient

14:05 Thu Nov 9 Patient Home

Workload Schedule

Order By Last Visit Date First Name Last Name Patient ID

Name	Last Visit Date	Patient ID	Created Date	
Bogus AAAA	Nov 09, 2023	aaaa	Oct 09, 2022	Delete
Bogus AAAB	Sep 06, 2023	Aaab	Oct 09, 2022	Delete
Leslie Abbott	Oct 03, 2023	NACR 0015	Mar 07, 2021	Delete
Marilyn Abbott	Sep 21, 2023	NACR 0004	Dec 13, 2020	Delete
Charlie Abt	Sep 17, 2023	NACR 0026	Aug 06, 2019	Delete
Kevin Adam	Oct 03, 2023	NACR 00030	Jan 02, 2019	Delete
Nate Adams	Jul 25, 2023	LUK027	Apr 12, 2020	Delete
Bobbie Admit	May 16, 2023	NACR 0020	Jan 28, 2022	Delete
Jo Albany	Oct 24, 2022	NACR 0031	Sep 19, 2022	Delete
Oscar Albert	Oct 31, 2023	NACR 0028	Aug 14, 2022	Delete
Anita Allen	Jan 10, 2021	237712	Apr 12, 2020	Delete
Moody Allibaster	Sep 21, 2023	00129	Sep 19, 2019	Delete
Linda Ambler	Aug 02, 2022	NACR 0035	Aug 29, 2021	Delete

Home User Search Reports About Print Logout --- Patient PN Adm --- Help --- Version 19.6

14:05 Thu Nov 9 All outreach Outreach Logistics

PN ID: 3 PN Name: NancyVernon Today's Date: Nov 09, 2023

Home User Search Reports About Print Logout --- Patient PN Adm --- Help --- Version 19.6

PN Info Outreach Screening Logistics Dissemination Comprehensive PN Summary

Name of event Date Time slot Length of activity # of repeated sessions Location # and Demographics of Participants # of contacts Topics Roles Partner Sponsor Disseminate materials Fundraiser Event evaluated

14:10 Thu Nov 9 All outreach Screening Logistics

PN ID: 3 PN Name: NancyVernon Today's Date: Nov 09, 2023

Home User Search Reports About Print Logout --- Patient PN Adm --- Help --- Version 19.6

PN Info Outreach Screening Logistics Dissemination Comprehensive PN Summary

Name of event Date Time slot Length of activity Location # and Demographics of Participants Roles Partner Sponsor Disseminate materials Event evaluated Event outcomes

14:10 Thu Nov 9 All dissemination Dissemination Logistic

PN ID: 3 PN Name: NancyVernon Today's Date: Nov 09, 2023

Home User Search Reports About Print Logout --- Patient PN Adm --- Help --- Version 19.6

PN Info Outreach Screening Logistics Dissemination Comprehensive PN Summary

Topic Time Frame Location Roles Partners Sponsors Fundraiser Disseminate Materials Media evaluated



Researchers / Evaluators

NACI Care™

A Patient Navigation Data Entry, Tracking, and Evaluation Program

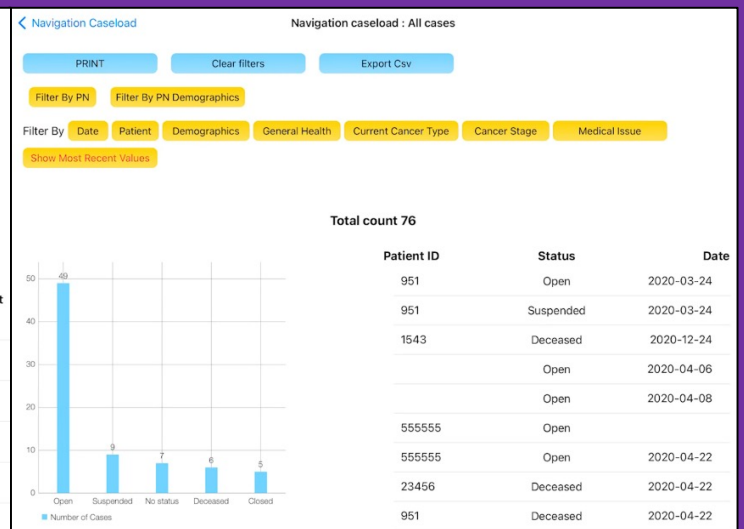
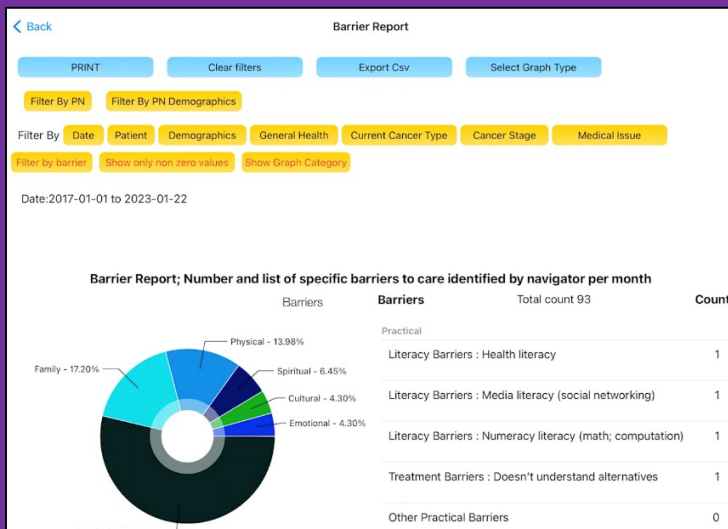
NACI Care™ makes data collection, tracking and evaluation easy and efficient for all your navigated patients

To learn more:
<https://www.NatAmCancer.org/NACI-Care>

NACI Care™ provides customized reports for nationally recommended navigation metric reports/summaries

NACI Care™

- Can be focused for navigation evaluation and/or research studies
- Includes all nationally recommended navigation metrics
- Can include program-specific surveys and questionnaires
- Can export data to Excel, Access, csv for in-depth statistical analyses (SAS, SPSS)
- Can filter data for customized evaluation, research and benchmarking reports





NACI Care™ Screen Shots: Researcher / Evaluator

Cancer Treatment Dates

Home | User | Search | Reports | About | Print | Logout | Patient | PN | Adm | Help | Version 19.6

Entry Date: 2023-11-09 | Start Date: Start date | Treatment Type: Treatment Type | Treatment Name, Dose and Route

Treatment Status | Treatment Compliance | Additional Info

End Date | Referred to Social Support Services

Add Another Treatment Plan | Cancel | Submit

PN Characteristics Report | Navigation Knowledge at Time of Orientation

PRINT | Clear filters | Export Csv | Select Graph Type

Filter By PN | Filter By PN Demographics

Filter By Date | Cancer Stage | Medical Issue

Set Chart Output

Percentage of new hires that have completed institutionally developed navigator core competencies

Domains	Partially Attained	Percentage	Fully Attained	Percentage
Health Knowledge -	1	11.11%	6	66.67%
Ethical; cultural ; legal;	3	33.33%	4	44.44%
Other	0	0.0%	1	11.11%
Client and care	3	33.33%	5	55.56%

Barrier Report

PRINT | Clear filters | Export Csv | Select Graph Type

Filter By PN | Filter By PN Demographics

Filter By Date | Patient | Demographics | General Health | Current Cancer Type | Cancer Stage | Medical Issue

Filter by barrier | Show only non zero values | Show Graph Category

Date: 2017-01-01 to 2023-01-22

Barrier Report; Number and list of specific barriers to care identified by navigator per month

Barriers	Total count	Count
Practical	91	7
Financial Barriers : Transportation (bus; driver service; taxi)		6
Financial Barriers : Ability to afford		4
Financial Barriers : Debt issues		4
Financial Barriers : Competing priorities for financial demands		4

Oncology Navigator Annual Core Competencies Review

PRINT | Clear filters | Export Csv | Select Graph Type

Filter By PN | Filter By PN Demographics

Filter By Cancer Stage | Medical Issue

Set Year | Set Chart Output

Percentage of staff that has completed institutionally developed navigator core competencies annually to validate core knowledge of oncology navigation

Domains	Partially Attained	Percentage	Fully Attained	Percentage
Client and care	1	6.25%	9	56.25%
Ethical; cultural ; legal;	2	12.5%	6	37.5%
Comm unication/	0	0.0%	6	37.5%
Health Knowledge -	2	12.5%	6	37.5%